

## **SAGS AND FREQUENCIES OF NATURAL OSCILLATIONS OF COMPOSITE TWO-LAYER ISOTROPIC PLATES IN CASE OF CHANGE OF THICKNESS OF ONE OF THE LAYERS**

**Turkov Andrey\*, Abashina Natalia**

**<sup>1</sup>Orel State University, Russian Federation**

*The article presents the results of a research of a composite isotropic two-layer plate of a square outline. We conduct the research for a number of plates with the variable thickness of layers and different conditions of fixing: pivotally supported and rigidly jammed on a circuit. By results of numerical researches we define the maximum sag of  $W_0$  from action of a static load and the frequency of natural cross oscillations  $\omega$  of composite plates. By the results we define the proportionality coefficient  $K$  in a formula of the prof. V. I. Korobko. By the results of researches we construct the diagrams of change of the maximum sag and frequency of natural oscillations in case of change of thickness of layers of a composite plate.*

*Key words: A composite plate, A maximum sag, Frequency of natural oscillations, Proportionality coefficient  $K$*

### **INTRODUCTION**

The composite plate represents the construction consisting of separate layers which are connected by means of compliant mechanical bindings. Such systems are often used in case of strengthening of structures by upbuilding of a layer that is dictated by increase in loading in case of reconstruction, change of operating conditions of the building, etc.

Design of modern buildings and constructions, and also their reconstruction and strengthening is inseparably connected with the analysis of their toughness, rigidity and stability under the influence of static and dynamic loads. The models of some structures are presented in the form of composite plates with different boundary conditions and their researches are most fully reflected in [1, 2]. Such scientists as V. I. Korobko, A. V. Turkov and K. V. Marfin [3 ... 11], E. V. Karpova [12], N. S. Abashina [13] were engaged in researches of correlation of the maximum sags and frequencies of natural oscillations of composite plates of different forms. In case of the solution of these problems by numerical methods we often face the question of accuracy of the received results. For plate finite elements it depends, in particular, on density of a mesh spacing of the initial plate. Besides, the quantity of final elements of construction is often dictated by a problem of the best approximation of an outline of a plate.

There is a fundamental dependence of professor V. I. Korobko [3] connecting the maximum sag of  $W_0$  in case

$$W_0 \cdot \omega^2 = K \frac{q}{m}$$

of action of a uniformly distributed load  $q$  and frequency of natural cross oscillations of a solid isotropic plate  $\omega$ :

As the expression standing in the right part doesn't depend on the stiffness properties of a plate, it is possible to make the assumption of applicability of this correlation to composite plates.

Use of analytical dependence about correlation of the maximum sag and oscillation frequencies simplifies the decision of designer tasks. Nowadays there have been made researches of two-layer composite plates of different outline with the identical thickness of layers [5 ... 12] with use of the fundamental regularity offered by V. I. Korobko. At the same time the number of questions of deforming of composite plates in case of a static and dynamic load, in particular, the tasks of correlation of the maximum sag and frequencies of natural oscillations of two-layer plates at different thickness of layers and different boundary conditions, represents both theoretical, and practical interest. In this connection researches in this field of construction mechanics are of current interest.

### **RESEARCHES OF THE TWO-LAYER PLATE**

A model structure is a two-layer square plate with the side of 1 m. At the first stage calculation of plates is performed (at first – pivotally supported, and then – rigidly jammed on a circuit), the low layer of each of which has constant thickness of 10 mm, and the upper one changes and makes 10, 11, 12, 13, 14, 15, 16, 17, 18, 19, 20, 30, 50 and 100 mm. At the second stage plates with the similar thickness of layers and conditions of fixing are considered, at the same time the thickness of a high layer (10 mm) is invariable.

Both layers during calculation were broken into 400 finite elements of 50x50 mm in size, in each of them shift connection is established. Cross bindings and bindings of shift were put into construction nodes. Rigidity of

\* Orel State University, Russian Federation, elena-ogu@mail.ru

cross bindings is constant and makes  $EAc = 644 \text{ kN}$  that corresponds to a steel dowel with a diameter of 2 mm. All characteristics of layers are accepted for a plate of chip-board: average density  $\rho=720 \text{ kg/m}^3$ , elastic modulus in case of a bend of  $E=2600 \text{ MPa}$ . For dynamic calculation the weights in nodes were gathered according to volume weight of material of layers and the cargo area of a node taking into account plate layer thickness. In case of static calculation the uniformly distributed load of  $q=1$  of  $\text{kN/m}^2$

$\text{sq.m}$  was applied to a high layer. The researches were conducted by the finite-element method. The distance between layers was accepted equal to distance between gravitational centers of layers. The diagram of setting of cross bindings and shift bindings is given below – “Figure 1”, plates models – “Figure 2”.

Numerical researches were conducted by means of the

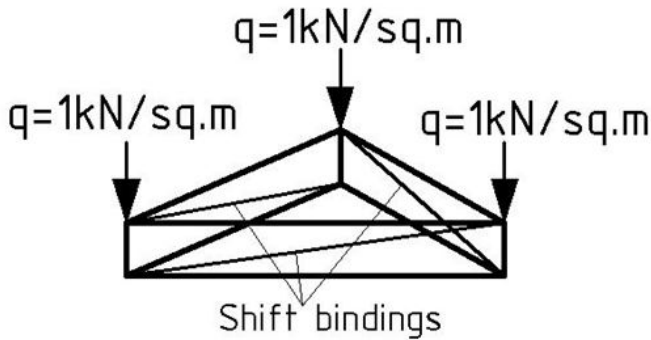


Figure 1 – Plate finite element

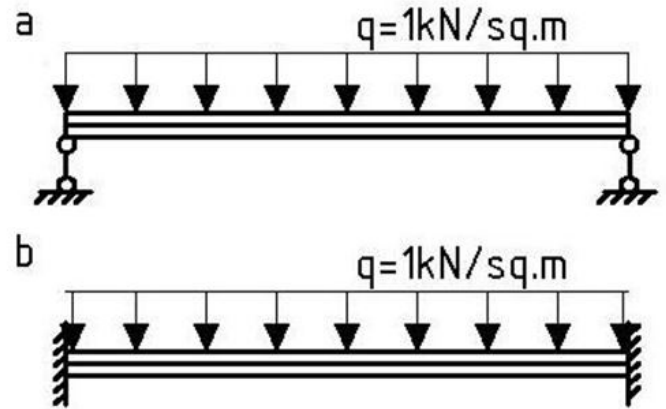


Figure 2 – Conditions of fixing of a plate: hinge fixing (a) and rigid fixing (b)

Table 1: Results of calculation of hinge-supported plates with different thickness of layers (the first stage of calculation)

Thickness of a high layer $h_{high}$ , mm	Thickness of a low layer $h_{low}$ , mm	$h_{high}/h_{low}$	Maximum sag $W_0$ , mm	Frequency of the main tone of natural oscillations $\omega$ , 1/c	Coefficient K in FEM	Theoretical value $K_{theor}$	Divergence of K from $K_{theor}$ , %
10	10	$W_0$ , mm	Frequency of the main tone of natural oscillations $\omega$ , 1/c	Coefficient K in FEM	Theoretical value	1.582	-1.0
11	10	$K_{theor}$	Divergence of K from $K_{theor}$ ,	247.7138	1.56554	1.582	-1.04
12	10	%	1.503294	256.3577	1.56492	1.582	-1.1
13	10	1.3	1.344859	265.0514	1.56013	1.582	-1.6
14	10	1.4	1.207723	273.7952	1.56458	1.582	-1.1
15	10	1.5	1.088417	282.5877	1.56450	1.582	-1.1
16	10	1.6	0.9841364	292.4268	1.57542	1.582	-0.4
17	10	1.7	0.8925969	300.3102	1.56492	1.582	-1.1
18	10	1.8	0.811921	309.2350	1.56524	1.582	-1.1
19	10	1.9	0.7405551	318.1986	1.56561	1.582	-1.0
20	10	2	0.6772047	328.1292	1.57494	1.582	-0.4
30	10	3	0.310998	418.7003	1.57021	1.582	-0.7
50	10	5	0.099168	606.4788	1.57575	1.582	-0.4
100	10	10	0.0165543	1098.145	1.58109	1.582	-0.1

program SCAD. During calculation the maximum sags of  $W_0$  from action of a permanent load of  $q=1\text{kN/m}^2$  uniformly distributed on plate surface, and the frequency of the free cross oscillations  $\omega$  in the no-load condition were defined.

### RESULTS OF RESEARCHES

Results of calculation of plates are given in Tables 1 – 4. According to the tables the diagrams of change of sags and oscillation frequencies in the plates under study, “Figure 3”, “Figure 4” and coefficient of proportionality  $K$  of Professor V. I. Korobko fundamental dependence (1) “Figure 5” were constructed.

### CONCLUSION

As a result of a numerical research it is defined that with the increase in thickness of one of the layers of a composite plate, the frequency of its free oscillations increases

and the sag decreases that proves the increase of rigidity of a plate. The method of fixing of a plate gives different results in the conducted experiment: more rigid are the plates which are rigidly jammed on a circuit – that is well noticeable in the diagrams – “Figure 3”, “Figure 4” (the values of frequencies are bigger, and the number of sags are less, than at pivotally supported ones). The relative positioning of plate layers, different in thickness, slightly influences the results; however, it is possible to mark that the smaller sag characterizes plates which layer of a bigger thickness is located on top, and this difference is more noticeable when calculating plates which have a changeable thickness of a layer much more than constant: 50 mm, 100 mm (the difference reaches 1.09% in case of a hinge fixing and 3,04% in case of rigid jamming). The proportionality coefficients  $K$  defined in the calculation differ from analytical values  $K_{\text{theor}}$  within 1.6% in case of a hinge fixing and within 5% in case of a rigid jamming.

Table 2: Results of calculation of hinge-supported plates with different thickness of layers (the second stage of calculation)

Thickness of a high layer $h_{\text{high}}$ , mm	Thickness of a low layer $h_{\text{low}}$ , mm	$h_{\text{high}}/h_{\text{low}}$	Maximum sag $W_0$ , mm	Frequency of the main tone of natural oscillations $\omega$ , 1/c	Coefficient $K$ in FEM	Theoretical value $K_{\text{theor}}$	Divergence of $K$ from $K_{\text{theor}}$ , %
10	10	1	1.902618	239.1168	1.56651	1.582	-1.0
10	11	0.909	1.687378	247.7138	1.56554	1.582	-1.0
10	12	0.833	1.503297	256.3577	1.56492	1.582	-1.1
10	13	0.769	1.344863	265.0515	1.56458	1.582	-1.6
10	14	0.714	1.20773	273.7952	1.56446	1.582	-1.1
10	15	0.667	1.088425	282.5877	1.56451	1.582	-1.1
10	16	0.625	0.9841465	291.4268	1.56468	1.582	-1.1
10	17	0.588	0.8926088	300.3102	1.56494	1.582	-1.1
10	18	0.556	0.8119348	309.235	1.56527	1.582	-1.1
10	19	0.526	0.7405708	318.1986	1.56565	1.582	-1.0
10	20	0.5	0.6772224	327.1984	1.56606	1.582	-1.0
10	30	0.333	0.3110359	418.7003	1.57040	1.582	-0.7
10	50	0.2	0.0992484	606.4788	1.57702	1.582	-0.3
10	100	0.1	0.0167369	1098.145	1.59853	1.582	1.0

Table 3: Results of calculation of rigidly jammed plates with different thickness of layers (the first stage of calculation)

Thickness of a high layer $h_{high}$ , mm	Thickness of a low layer $h_{low}$ , mm	$h_{high}/h_{low}$	Maximum sag $W_0$ , mm	Frequency of the main tone of natural oscillations $\omega$ , 1/c	Coefficient K in FEM	Theoretical value $K_{theor}$	Divergence of K from $K_{theor}$ %
10	10	1	1.259987	296.3286	1.59322	1.610	-1.0
11	10	1.1	1.104124	308.9617	1.5936	1.610	-1.0
12	10	1.2	0.9694215	322.2326	1.59443	1.610	-1.0
13	10	1.3	0.8530879	336.0734	1.5956	1.610	-0.9
14	10	1.4	0.7526142	350.4212	1.59697	1.610	-0.8
15	10	1.5	0.6657761	365.2191	1.59848	1.610	-0.7
16	10	1.6	0.5906274	380.4161	1.60006	1.610	-0.6
17	10	1.7	0.5254822	395.9671	1.60167	1.610	-0.5
18	10	1.8	0.4688918	411.8326	1.60326	1.610	-0.4
19	10	1.9	0.4196182	427.9777	1.60482	1.610	-0.3
20	10	2	0.3766072	445.6363	1.61549	1.610	0.3
30	10	3	0.1473327	617.5049	1.61798	1.610	0.5
50	10	5	0.0388027	985.7546	1.62886	1.610	1.2
100	10	10	0.0054736	1942.727	1.63615	1.610	1.6

Table 4: Results of calculation of rigidly jammed plates with different thickness of layers (the second stage of calculation)

Thickness of a high layer $h_{high}$ , mm	Thickness of a low layer $h_{low}$ , mm	$h_{high}/h_{low}$	Maximum sag $W_0$ , mm	Frequency of the main tone of natural oscillations $\omega$ , 1/c	Coefficient K in FEM	Theoretical value $K_{theor}$	Divergence of K from $K_{theor}$ %
10	10	1	1.259987	296.3286	1.59322	1.610	-1.0
10	11	0.909	1.104128	308.9617	1.5936	1.610	-1.0
10	12	0.833	0.969429	322.2326	1.59445	1.610	-0.9
10	13	0.769	0.8531	336.0733	1.59562	1.610	-0.8
10	14	0.714	0.75263	350.4212	1.597	1.610	-0.7
10	15	0.667	0.665795	365.2191	1.59853	1.610	-0.6
10	16	0.625	0.59065	380.4161	1.60012	1.610	-0.5
10	17	0.588	0.525507	395.9671	1.60175	1.610	-0.4
10	18	0.556	0.468921	411.8326	1.60336	1.610	-0.3
10	19	0.526	0.41965	427.9777	1.60494	1.610	-0.2
10	20	0.5	0.376641	444.3721	1.60648	1.610	-0.2
10	30	0.333	0.147393	617.5049	1.61864	1.610	0.5
10	50	0.2	0.038906	985.7546	1.63321	1.610	1.4
10	100	0.1	0.005671	1942.727	1.69524	1.610	5.0

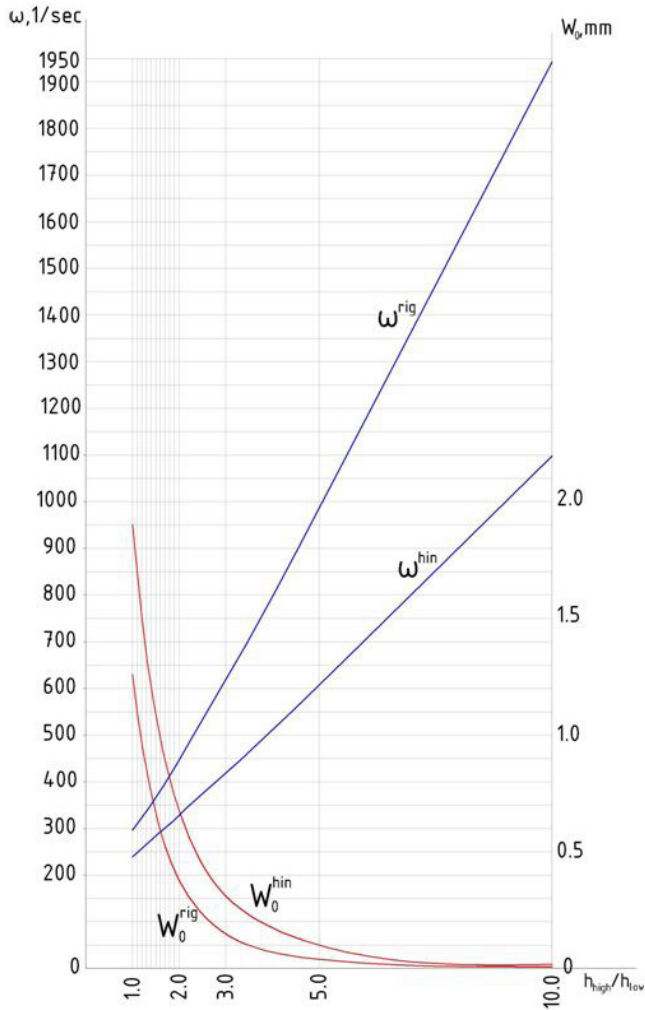


Figure 3: The diagram of change of the maximum sags and frequencies of natural oscillations depending on change of thickness of a high layer of a two-layer composite plate at a constant thickness of a low layer (10 mm) in the conditions of a hinge fixing and rigid jamming

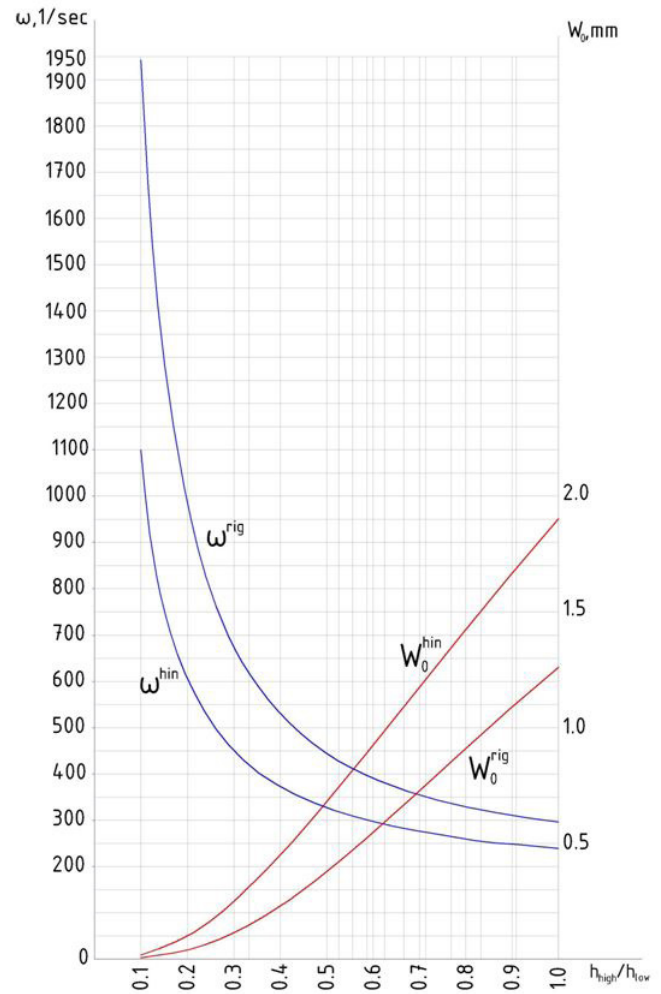


Figure 4: The diagram of change of the maximum sags and frequencies of natural oscillations depending on change of thickness of a low layer of a two-layer composite plate at a constant thickness of a high layer (10 mm) in the conditions of a hinge fixing and rigid jamming

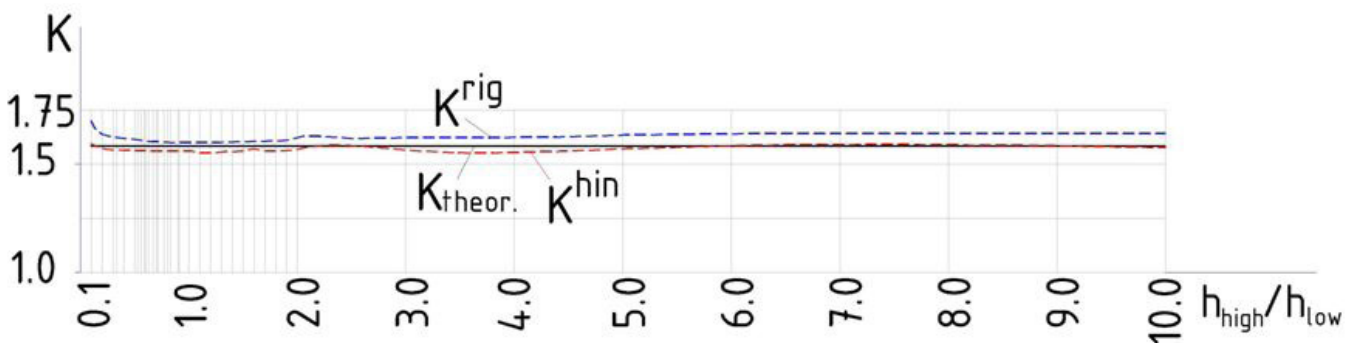


Figure 5: Diagrams of change of coefficient  $K$  depending on change of thickness of one of the layers of a two-layer plate in comparison with its theoretical value

**REFERENCES**

1. Rzhantsyn A. (1976) Raschet sostavnyh plastinok s absolutno zhestkim i poperechnymi svyazami [Calculation of composite plates with absolutely tight cross couplings]. Researches on the theory of constructions, issue XXII, M.: Stroyizdat, pp. 120-133. (in Russian)
2. Rzhantsyn A. (1986) Sostavnyesterzhniplastinki [Composite rods and plates]. Moscow: Stroyizdat, 316 p. (in Russian)

3. Korobko V.I. (1989) Ob odnoj "zamechatel'noj" zakonmernosti v teorii uprugih plastinok [About one "remarkable" regularity in the theory of elastic plates]. The news of higher education institutions. Construction and architecture, no. 11. pp. 32-36. (in Russian)
4. Korobko V., Korobko A. (2010) Stroitel'naya mekhanika plastinok: Tekhnicheskaya teoriya [Construction mechanics of plates: Technical theory]. Moscow: publishing house "Spektr", 410 p. (in Russian)
5. Marfin K. (2015) Vzaimosvyaz' maksimal'nyh progibov isobstvennyh chastot poperechnykh kolebanij sostavnykh plastin na podatlivykh svyazyah [Correlation of the maximum sags and natural frequencies of cross oscillations of composite plates on pliable communications]. Candidate thesis for in Engineering Sciences, Orel, 150 p. (in Russian)
6. Turkov A. (2008) Vzaimosvyaz' zadach dinamiki i statiki sploshnykh i sostavnykh derevyannykh konstrukcij [Correlation of tasks of dynamics and statics of continuous and composite wooden constructions]. Doctoral thesis in Engineering Sciences, Orel, 386 p. (in Russian)
7. Turkov A., Marfin K. (2011) Progiby i chastoty sobstvennykh kolebanij sostavnykh kvadratnykh izotropnykh plastin s razlichnymi granichnymi usloviyami pri izmenenii zhestkosti svyazej sdviga [Deflections and frequencies of natural oscillations of composite square isotropic plates with different boundary conditions in case of change of rigidity of shift bindings]. Construction and reconstruction, Orel: FSBEU HPE "State University – UNPC", no. 4, pp. 38-42. (in Russian)
8. Turkov A., Marfin K. (2011) Tochnost' rezul'tatov chislennykh issledovanij kvadratnykh sostavnykh izotropnykh plastin na podatlivykh svyazyah pri razlichnom kolichestve konechnykh ehlementov [The accuracy of results of numerical researches of square composite isotropic plates on pliable bindings in case of different quantity of terminal elements]. Construction and reconstruction, Orel: FSBEU HPE "State University – UNPC", no.6, pp. 43-49. (in Russian)
9. Turkov A., Marfin K. (2013) Issledovanie progibov i chastot sobstvennykh kolebanij kruglykh transtropnykh plastin [The study of deflections and frequencies of natural oscillations of round transversely isotropic plates]. News of higher educational institutions. Forest journal, no. 4, pp. 66-71. (in Russian)
10. Turkov A., Marfin K. (2014) Metodika provedeniya ehksperimenta dlya staticheskogo i dinamicheskogo ispytaniya izotropnykh sostavnykh plastin na podatlivykh svyazyah [The procedure of carrying out an experiment for static and dynamic test of the isotropic composite plates on pliable bindings]. Construction and reconstruction, no. 4, pp. 31-36. (in Russian)
11. Turkov A., Marfin K. (2015) Eksperimental'nye issledovaniya sostavnykh kruglykh plastin na dinamicheskie i staticheskie nagruzki [The pilot studies of composite circular plates for dynamic and static loads]. Construction and reconstruction, no. 3, pp. 60-66. (in Russian) Marfin K. (2015) Vzaimosvyaz' maksimal'nyh progibov isobstvennykh chastot poperechnykh kolebanij sostavnykh plastin na podatlivykh svyazyah [Correlation of the maximum sags and natural frequencies of cross oscillations of composite plates on pliable communications]. The thesis for a degree of Candidate of Technical Sciences, Orel, 150 p. (in Russian)
12. Turkov A., Karpova E. (2015) Issledovanie koehfficienta zhyostkosti dlya treugol'noj sostavnoj izotropnoj plastiny v zavisimosti ot eyo osnovnoj chastoty kolebanij pri raznoj zhyostkosti svyazej sdviga [The study of a seam stiffness coefficient for a triangular composite isotropic plate depending on its basic frequency of oscillations in case of different rigidity of shift bindings]. Construction mechanics and calculation of constructions, no. 2, pp. 66-69. (in Russian)
13. Turkov A., Abashina N., Karpova E. (2016) Progiby i chastoty sobstvennykh kolebanij sostavnykh rombicheskikh izotropnykh plastin, sharnirnoopyortykh po konturu pri izmenenii zhyostkosti svyazej sdviga [Deflections and frequencies of natural oscillations of composite rhombic isotropic plates pivotally supported on a circuit in case of change of rigidity of shift bindings]. Construction and
14. Semenov A., Gabitov A. (2005) Proektno-vychislitel'nyj kompleks SCAD v uchebnom processe. Chast' I. Staticheskij raschet [The SCAD project computer system in educational process. Part I. Static calculation]. Moscow: ASV publishing house, 152 p. (in Russian)

Paper submitted: 10.10.2017.

Paper accepted: 03.07.2018.

This is an open access article distributed under the CC BY-NC-ND 4.0 terms and conditions.