

THE INFLUENCE OF POLITICAL STABILITY AND ECONOMIC STABILITY ON THE INFLOW OF FOREIGN CAPITAL IN BOSNIA AND HERZEGOVINA

Ilija Šušić¹, Milan Šušić², Darija Dragić³

^{1,2}University of Business Studies, Banja Luka, Faculty of Business and Financial Studies, Bosnia and Herzegovina

³ Elektro Krajina, a.d., Banja Luka, Bosnia and Herzegovina

i.susic51@gmail.com, m.susic87@gmail.com; darija.dragic@elektrokrajina.com

Original Scientific Paper

doi:10.5937/jouproman7-22412

Abstract: With the Fourth Industrial Revolution (4IR), humanity has entered a new stage of development. The 4IR has become a reality for millions of people around the world, creating new business opportunities, governments and individuals. Nevertheless, it threatens the new political disagreements and contradictions within and between economies and societies. The combination with rising inequalities and geopolitical turmoil has stirred citizens' concerns about globalization and has provoked divided political opinions. Although world economic growth has been stronger over the past two years, the situation in the current changing economic and political context remains fragile.

The World Economic Forum introduced the new Global Competitiveness Index 4.0 (GCI), a highly needed compass, based on a 40-year long experience of analyzing long-term competitiveness drivers.

The results of the global competitiveness index provide impartial information that enables leaders in the public and private sectors to better understand and shape their strategies in the era of the fourth industrial revolution. The paper presents a detailed profile of the economy of Bosnia and Herzegovina as well as tables with global ranking data with all indicators. Using quantitative methods and data from survey surveys, the Competitiveness Report ranks countries based on a combination of 98 indicators grouped in 12 pillars of competitiveness.

Key words: *competitiveness, research, global ranking, business, economic growth and development, competitiveness pillars.*

INTRODUCTION

In order for a country and / or one region to be attractive to attract foreign investment, it is necessary to create stable business conditions and, if possible, anticipate future economic trends with a high degree of probability, as

well as to ensure the existence of lasting social and political stability¹⁶¹. Without that, there will be no conditions for dealing with extremely large social problems in most developing countries. Different economic and social situations of individual countries and regions have a disincentive to global political stability and the global stability of the conditions of business, which means that there is no chance for acceleration of economic development until all potentials for the expansion of entrepreneurship are released and of inflow foreign capital.

The democratic political system is a prerequisite for effective economic development. This refers to a political system based on personal freedoms and rights. In this system there should be entrepreneurial initiatives, social justice and peace, market laws, general political stability, regulated position and rights of employees, regulation by the state, institutional protection of foreign investors, as well as the minimum prerequisites for the further existence of the capitalist socio-economic and multipurpose political system. In a democratic country, the drafting and adoption of any public expenditure plan includes many individuals and groups with different objectives and different attitudes regarding the functioning of the economy.

¹ Moran, T.H. *Foreign Direct Investment and Development*, Peterson Institute for International Economics, Washington, 2011. str. 30-31.

A plan eventually adopted is a compromise between these attitudes and, in all likelihood, will not fully correspond to the views of any individual, as it may seem to be disconnected from any single objective². However, in democratic countries, expenditure plans and economic efficiency at least partially respond to the wishes and expectations of voters. Programs are often not formulated just as economists think should be formulated, because voters usually do not understand their real reach. Program formulation can affect the extent to which they can be subject to political pressure and corruption.

The prospects for the economic development of a country that is poor, without developed market institutions, without a strong and organized central government that could implement any alternative strategy and development policy, are very gray. Developing countries can hardly achieve macroeconomic stabilization and boost competitiveness of the economy without expansion of production and employment, and an economy based on imports can not support economic growth and development. In order to attract foreign investment, it is necessary to adapt and do a lot of things, because foreign capital goes where it is a politically stable society and where it is safe, or where stable conditions of employment are. Political stability and the stability of the conditions of the economy imposed by globalization must be the imperatives for attracting foreign capital to the country. It has been scientifically proven that economic development is more affected by the stability of the political system than by its type (democracy or dictatorship).

For a political system that is in favor of entrepreneurship, a positive rating is given if it is able to influence the costs of doing business. The argument for setting limits to policy makers is that they can play games with the

public or between themselves, and such games can lead to undesirable results³. Politicians could try to fool the short sighted electorate by choosing policies that benefit in the short term, but high costs in long term (high budget deficits). Political parties can delay important decisions, hoping another political option will take the blame. These problems exist, although they are less superior than they are often thought of. In such cases, firm political constraints can provide a rough solution. A better way involves effective institutions and effective ways of creating a process through which policies and decisions are made.

Often the correctness of economic policies is not the only one that decides on the results of a country's access to key development problems. Political structures and their interests usually determine which strategies are possible and where they can be the main obstacles to productive social and economic changes. The constellation of interest and power among the various segments of the population of most developing countries is itself a result of their economic, social and political history and varies from country to country. Economic and social development is often impossible without proper changes of the country's social, political, legal and economic institutions. The degree to which a country depends on foreign economic, social and political forces is related to its size and wealth of resources. In most developing countries, this dependence is significant. They depend also on foreign investments, on trade with developed countries and on imports of foreign capital-intensive production technologies.

² Stiglitz, J.E. *The Economics of Public Sector*, McGraw Hill, 2-nd Edition, London, 2003. str. 271.

³ Blanchard, O. *Macroeconomics*, Prentice Hall, New York, 2003. str. 526.

Bosnia and Herzegovina has seriously devoted itself to developing the competitiveness of its companies and investment opportunities, and gives special attention to the factors that influence the development of entrepreneurship. This includes laws, regulations and institutional solutions that create an economic everyday life in the country and in a particular market. In times of high unemployment and modest economic growth, effective regulation, effective institutions and public administration, as well as policies that lead to the improvement of the business environment in order to attract investors, can contribute to economic recovery. The simpler processes related to the founding of companies, as well as the possibility for the investor to exit from a non-profitable business venture, and the flexibility to relocate resources for commercial purposes, allow to reduce activity in areas with a decline in demand and start with new, more promising jobs (provided that reforming the costs of establishment and business become lower or remain the same). Stability in key macroeconomic factors is and legislation relevant to entrepreneurship who is encourages the arrival of investors and capital.

COMPETITIVENESS OF ECONOMY OF BOSNIA AND HERZEGOVINA AND REGION

On the track in terms of competitiveness of the economy and the private sector, Bosnia and Herzegovina is certainly also indexed with a focus on entrepreneurial activities. The three most heterogeneous global indexes that include Bosnia and Herzegovina are: the Global Competitiveness Index (GCI or Global Competitiveness Report) of the World Economic Forum, the Index of Economic Freedom (IEF) Heritage Foundation, and the

Report on the Doing Business of the World Bank Group. These reports look at the situation in Bosnia and Herzegovina in the sector of competitiveness, business and entrepreneurship in the last four years from the perspective of three global indices, comparing it with the situation in the region.

As an indicator of political stability and stability of the conditions of business, BERI index, ie PRI index and ORI index, can best serve us. It is important to emphasize that potential investors discourage irresponsible policy making, which produces incalculable damage to developing country, its economy and its development. The absence of political stability and the stability of the conditions of business affects the economy to be completely left to the unfavorable global movements of the economy, which has farreaching consequences in the economic development.

Competitiveness is defined as a set of institutions, policies and factors that determine the level of productivity of a country. The level of productivity is the level of progress an economy can achieve. The level of productivity also determines the rates of return on investments that are the fundamental drivers of economic development. A more competitive economy is the one that will grow faster and develop in the future.

Based on the results of a global competitiveness index that provides impartial information that enables leaders in the public and private sectors to better understand the drivers of growth. An overview of the competitiveness of almost 140 economies is presented, giving a comprehensive assessment. It contains a detailed profile of each economy and table with global ranking data with a lot of indicators.

Using quantitative methods and survey survey data, the Competitiveness Report ranks countries by combining 114 indicators grouped into 12 pillars of competitiveness⁴. Since 2005, the World Economic Forum (WEF) has based its competitiveness analysis on the Global Competitiveness Index (GCI), a comprehensive framework that measures the microeconomic and macroeconomic foundations of national competitiveness consisting of 114 indicators grouped into 12 pillars: Institutions; Infrastructure; Macroeconomic environment; Health and basic education; Higher education and vocational training; Efficiency of the commodity market; Labor Market Efficiency; Development of the financial market; Technological readiness; Market size; Business Sophistication and Innovation.

All pillars are grouped into three groups according to the main stages of development: the phase of the factors (columns 1 to 4), the efficiency phase (columns 5-10) and the innovation phase (columns 11 and 12). The Competitiveness Index includes data from internationally recognized institutions, in particular the International Monetary Fund (IMF), the World Bank, the United Nations, various organizations for science and culture, the World Health Organization, UNESCO and the annual World Economic Forum and listed annual reports provide each country with data on qualitative estimates.

The Global Competitiveness Index measures factors that drive long-term growth and progress over the past four decades, helping decision-makers identify challenges they face, but at the same time recognizing the country's benefits in designing economic growth strategies. While the concepts of

competitiveness and the economic environment are constantly changing, the past decade has seen significant shifts in the foundations of political decisions that fuel economic growth.

After a prolonged period of slow growth resulting from the financial crisis, the world economy has finally accelerated progress, which is a very good news, but despite the shifts, decision makers are still concerned when long-term economic development is in question. This is partly due to the fact that the previous expansion is concise and is supported by extremely low interest rates much more than the basic drivers of structural growth. Productivity remained at a low level and failed to return to the level it had in the past decades.

Although all the pillars that are listed to a certain extent significantly affect the country's economy, it is clear that they differ differently on different countries. In accordance with well-known economic theories about development phases, the Competitiveness Index is based on the assumption that all countries are going through three phases of development (Figure 1).

⁴ Federal Program for Development of BiH, 2018 *Competitiveness 2017-2018 Bosnia and Herzegovina*, Sarajevo

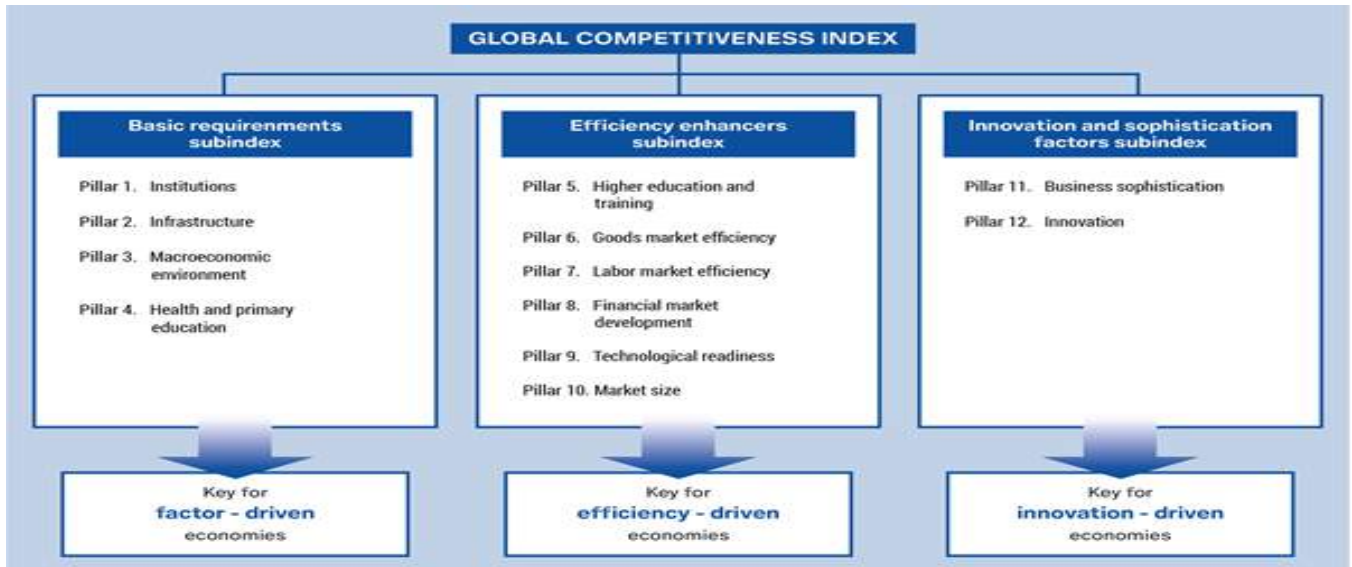


Figure 1: Competitiveness stages

These three groups have different weights in calculating the total index, depending on the degree of development of an economy, relative to its GDP per capita, and the share of raw material exports. Unlike Doing Business, which is focused on the benefits of the business environment and regulation related to the business of small and medium-sized enterprises, GCI takes a broader cross-section of the economy including indicators such as infrastructure, macroeconomic stability, quality of health care and business sophistication.

The GCI also classifies countries in three general levels of development: economies based on factors (whose export structure in the 70% share consists of ores, minerals and basic products), economies based on efficiency and a based economy on innovation or rapid adoption of innovative technologies. There are also groups of countries that are in the transition between the first and second, respectively the second and third levels. For years, Bosnia and Herzegovina has been in the group of countries whose efficiency-based economy, along with Serbia, Montenegro, Northern Macedonia, and Albania.

The greatest difficulties (negative impact on competitiveness) in Bosnia and Herzegovina continue to be unproductive administration, high tax rates and inadequate legal regulations, as well as political instability and corruption, so it is necessary to compare Bosnia and Herzegovina with the countries of the region according to the Index of Economic Freedom (IEF), which is the Heritage Foundation Index based on 12 quantitative and qualitative factors grouped into 4 broad areas of economic freedom (Table 1.).

Table 1.: Index of Economic Freedom – IEF

Area	The rule of law	Size of administration	Regulatory Efficiency	Market openness
Factors	Property rights	Tax burden	Freedom of business	Free trade
	Integrity of institutions	Public spending	Freedom to work	Free investments
	Efficiency of the judiciary	Fiscal health	Monetary freedom	Financial freedom

For each country that is observed, the results of these 12 factors (on a scale of 0 to 100) are added together, and their average (where 12 factors are of the same ratio) is taken as the final result of economic freedom for that country.

The Doing Business Report is the annual report of the World Bank Group that provides objective measurements of business regulations and its implementation for 190 economies and specific cities at regional and supranational levels. The focus of this index is on domestic small and medium-sized enterprises and the perception of regulations that accompany them in the life cycle, and the aim of the index is to provide objectivity in understanding and improving the business environment in all countries. The index is quite specialized and its methodology has been improving over the years in terms of number and depth of indicators. Indicators are grouped into ten thematic groups: starting a business, building permits, introducing electricity, registering ownership, obtaining loans, protecting minority investors, paying taxes, cross-border trade, executing contracts and regulating insolvency.

RESULTS OF THE RESEARCH ON ECONOMY COMPETITIVENESS IN BOSNIA AND HERZEGOVINA AND REGION IN THE PERIOD 2014 - 2018 YEAR.

Calculation of Global Competitiveness Index 4.0 (GCI 4.0)

Of the 98 indicators that comprise the GCI 4.0 methodology, 44 are the sources from the WEF Forum survey, and 54 are based on the statistics of reliable external sources. The indicators were selected on the basis of four principles. First, the indicators must adequately cover the concept presented at the top. Secondly, external statistics must be collected from reliable organizations that collect data in accordance with high quality standards. Thirdly, it is expected that the data will be periodically updated in the future. Fourthly, the data must have extensive geographical coverage and be available in at least 75% of countries covered by the GCI

index. Pillars and the index results are expressed on a scale of 0 to 100 and they are interpreted as "Results of progression", indicating how close the country is to the ideal condition. The overall score of the index is a simple average of 12 pillars, so the weight of each pillar is 8.3% (1/12).

The following table 2. shows the results of competitiveness research based on the Global Competitiveness Index (GCI), a comprehensive framework that measures the microeconomic and macroeconomic foundations of national competitiveness for the countries of the region over the last five years.

Table 2.: Ranking of countries in the region according to GCI in the last five years

	2013/14		2014/15		2015/16		2016/17		2017/18
CG	67	Mak	63	Mak	60	Mak	68	Hr	74
Mak	73	CG	67	CG	70	Hr	74	Alb	75
Hr	75	Hr	77	Hr	77	Alb	80	CG	77
BiH	87	Srb	94	Alb	93	CG	82	Srb	78
Alb	95	Alb	97	Srb	94	Srb	90	BiH	103
Srb	101	BiH	N/A	BiH	111	BiH	107	Mak	N/A

Analyzing the data from Table 2. we conclude that Bosnia and Herzegovina had a much better position according to GCI 2013/2014 than today. However, the situation has improved over the last couple of years, so Bosnia and Herzegovina has advanced from 111th place (from 140 countries) to 103 in the latest report (out of 137 countries). Due to the inability to access data, Bosnia and Herzegovina was not included in GCI 2014/2015. Bosnia and Herzegovina is currently the worst ranked relative to the countries of the region, while Croatia is ranked the best. Over the last three years, Bosnia and Herzegovina has taken the worst position in the region.

If we look for a number of years, Albania and Serbia have made the most progress, while Montenegro has fallen by as much as 10 positions.

In the following table 3., the results of the survey on the ranking of Bosnia and Herzegovina in the last five years according to the 12 pillars of competitiveness of GCI are presented.

Table 3.: Ranking of BiH in the last five years according to the 12 pillars of GCI competitiveness

Bosnia and Herzegovina	2012 /13	2013 /14	2014 /15	2015 /16	2016 /17	2017 /18
1. Public administration	70	71	N/A	127	126	126
2. Infrastructure	82	83	N/A	103	105	100
3. Macroeconomic environment	104	104	N/A	98	76	64
4. Health and basic education	105	104	N/A	98	76	64
Total: Basic conditions	81	81	N/A	95	94	91
5. High education	63	63	N/A	97	92	91
6. Efficiency of the commodity market	103	104	N/A	129	129	126
7. Flexibility of the labor market	86	88	N/A	131	125	123
8. Development of the financial market	112	113	N/A	113	101	104
9. Technological readiness	72	73	N/A	79	76	69
10. Market size	96	98	N/A	97	98	97
Total: Efficiency	87	89	N/A	112	106	100
11. Business sophistication	110	110	N/A	125	115	115
12. Innovations	62	63	N/A	115	125	123
Total: Innovation and sophistication	88	89	N/A	120	122	119
IN TOTAL:	88/144	87/148	N/A	111/140	107/138	103/137

The results of the survey show that from 2013/2014 to 2017/2018, Bosnia and Herzegovina has significantly declined in ranking in all three areas of the Indian economy, mostly in the innovation and sophistication of business, where it has fallen from 89th place (from 148 countries) to 119 place (of 137 countries). On the other hand, in the last three years, Bosnia and Herzegovina has made the most progress in this area in the field of Efficiency thanks to the progress in higher education, the flexibility of the labor market, the development of the financial market and technological readiness. If we look at the total ranking of 2017/18. In terms of

three areas, we see that Bosnia and Herzegovina it best placed under the basic conditions (91), and it is still the worst with the innovation and sophistication of business (119) of 137 countries.

Figure 2. shows the score (1-7) of the global competitiveness index for the period 2012/13 to 2017/18.

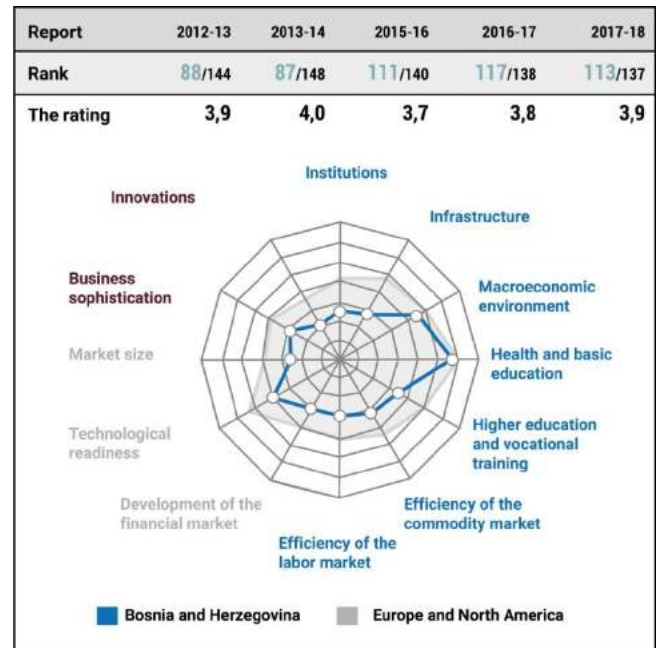


Figure 2.: Evaluation of the (1-7) competitive-ness index for Bosnia and Herzegovina, Europe and North America

Source: IMF; World Economic Outlook Database May 2019.

In order to be able to accurately analyze the data and compare them with the previous results, it should be noted that the analysis of rank, on your own the observed self does not speak much about the progress or the country's title. The analysis should also take into account the results of the assessments so that it can clearly be seen in which area and for how long the country has made progress or reversal. If we look at only one of these components, we can come to the wrong conclusion, for example, that the country has "progressed when it comes to grades", which in reality did not lead to a change in rank or the country was actually ranked even lower than the previous report.

From the report for 2018, we can see that the Global Competitiveness Index of BiH records the best ranking in the pillar of business dynamics, in the component of the legal framework of the bankruptcy procedure, which places this component with a rating of 93.7 in the first place in ranking together with 5 other countries and the best ranking in the pillar of infrastructure, in the component of the electrification rate, ie, access to household electricity, which places this component with a maximum score of 100 in the first place in ranking along with 66 other countries globally. Below, in Figure 3, we give a detailed overview of the rank changes and the score of the competitiveness index in all pillars in relation to the new calculation of the global competitiveness index 4.0 methodology. compared to the previous year.

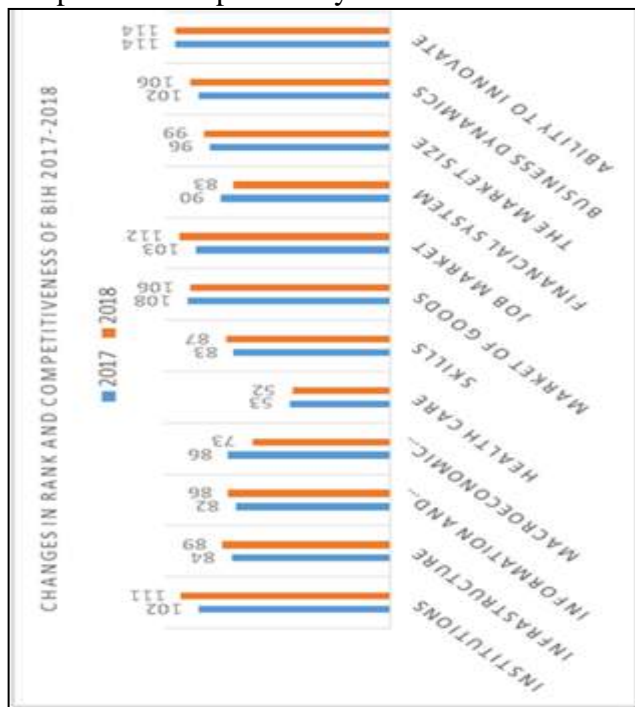


Figure 3.: Changes in rank and competitiveness of BiH 2017-2018

Source: The Global Competitiveness Report 2018, processing of the author

Compared to the previous year, the largest positive change in the ranking is recorded by the pillars of the macroeconomic environment (13), the financial system (7), the commodity market (2) and the pillar of health (1).

The largest negative change in rank was recorded by the pillars of institutions (-9), infrastructure (-5), skills (-4), business

dynamics (-4), adoption of information and communication technologies (-4) and market size (-3) the innovation pillar remained unchanged compared to the previous year.

When it comes to estimates of the BiH competitiveness index, the situation in the order is somewhat different (Figure 4.).



Figure 4.:Changes in the assessment of the BiH Competitiveness Index 2017-2018

Source: The Global Competitiveness Report 2018, processing of the author

Compared to the previous year, the highest positive change in the rating was recorded by the pillars of adoption of information and communication technologies (2.3), the financial system (2.1), macroeconomic stability (1.6), healthcare (0.8), market size (5), product markets (0.4) and business dynamics (0.1).

Although most of the pillars registered an improvement in the rating compared to the previous year, the largest negative change in the rating was recorded by the pillars of institutions (-1.1), infrastructure (-1.0), skills (-0.8) and labor market (-1.0).

Table 4.: Rank and Ratings of BiH and the Environment Regions Towards the Pillars of Competitiveness 2018

Bosnia and Herzegovina				place 91/140	
Index components	Value	Rating	Rank/140	Best rating	
First pillar: Institutions 0-100 (best)		45,6	101	New Zealand	
1,01	Organized crime 1-7	4,2	53,1	103	Finland
1,02	Murder rate / 100,000 inhabitants	1,3	97,4	42	Multiple (9)
1,03	Frequency of terrorism 0 (very high) - 100 (without terrorism)	99,9	99,9	64	Multiple (24)
1,04	Reliability of the police service 1-7	3,5	41,3	109	Finland
1,05	Social capital 0-100	n/a	53,0	n/a	Australia
1,06	Budget transparency 0-100	50	50	77	Multiple (2)
1,07	Judicial independence 1-7	2,4	23,5	124	Finland
1,08	The efficiency of the legal framework in the required regulations	1,8	13,8	137	Finland
1,09	Media freedom 0-100 (worst)	27,4	72,6	50	Norway
1,10	The burden of state regulations 1-7	2,2	19,8	135	Singapore
1,11	Efficiency of the Legal Framework in Dispute Resolution 1-7	2,2	19,6	134	Singapore
1,12	E-participation index 0-1 (best)	0,4	43,3	109	Multiple (3)
1,13	Government's focus on the future 1-7	2,1	18,7	137	Singapore
1,14	Frequency of corruption 0-100	38	38	77	New Zealand
1,15	Property Rights 1-7	3,3	37,9	130	Finland
1,16	Intellectual Property Protection 1-7	2,9	32,3	135	Finland
1,17	Land Administration Quality 0-30	12,5	41,7	89	Singapore
1,18	The strength of the audit and reporting standards 1-7	3,4	40,4	129	Finland
1,19	Conflict of interest control 0-10	4,7	47	106	Multiple (2)
1,20	Donation management 0-10	7	70	24	Kazakhstan
Second pillar: Infrastructure 0-100 (best)		60,7	89	Singapore	
2,01	Road Link Index 0-100	49,2	49,2	93	United States
2,02	Road quality 0-7	2,8	30,2	117	Singapore
2,03	Railway density km of road / km2	19,9	49,7	39	Multiple (20)
2,04	Efficiency of rail services 1-7	2,1	18,6	113	Switzerland
2,05	Aerodrome rating association	8944,1	30,9	98	Multiple (8)
2,06	Air Traffic Services 1-7	3,3	37,7	122	Singapore
2,07	Liner Ship Link Index (LSCI) 0-157	n/a	n/a	n/a	Multiple (4)
2,08	Port services efficiency 1-7	2,0	16,2	134	Singapore
2,09	Electrification rate% inh.	100	100	1	Multiple (66)
2,10	Electricity transmission and loss of distribution %	10,3	93,4	66	Multiple (9)
2,11	Exposure to unstable drinking water% of inhabitants.	7,8	94,1	49	Multiple (23)
2,12	Reliability of water supply 1-7	4,2	54,1	96	Switzerland
Third pillar: Adoption of information and communication technologies 0-100 (best)		45,8	86	Korea, Rep.	
3,01	Subscription to mobile phones / 100 inhabitants.	98,1	81,7	103	Multiple (68)
3,02	Subscription to mobile broadband networks / 100 inhabitants.	43,4		104	United Arab Emirates
3,03	Fixed Broadband Internet Subscription / 100 inhabitants.	18,9	37,8	50	Switzerland
3,04	Subscription to optical internet / 100 inhabitants.	0,0		96	Korea, Rep.
2,05	Internet users% of population	60,3	60,3	66	Iceland
Fourth pillar: Macroeconomic environment 0-100 (best)		74,4	73	Multiple (31)	
4,01	4.01 Inflation% of annual change	0,1	98,8	80	Multiple (74)
4,02	Debt dynamics 0-100	50	50	64	Multiple (36)
Fifth pillar: Health 0-100 (best)		85,3	52	Multiple (4)	
5,01	Hi expected life span years	67,3	85,3	51	Multiple (4)
Sixth pillar: Skills 0-100		57,5	87	Finland	
6,01	Mean value of education duration years	9,0	60,0	74	Finland
6,02	Staff training 1-7	3,0	33,8	133	Switzerland
6,03	Quality of professional development 1-7	3,1	35,7	129	Switzerland
6,04	Skills graduates 1-7	3,2	36,0	133	Switzerland
6,05	Digital skills among the population 1-7	3,8	47,1	88	Sweden
6,06	The ease of finding quality workers	3,3	38,1	130	United States
6,07	Expected duration of education of the year	14,2	78,9	68	Multiple (9)
6,08	Critical Thinking in Teaching 1-7	2,5	24,5	130	United States
6,09	Ratio of pupils and teachers in elementary education share	17,3	81,8	58	Multiple (6)

When it comes to individual components that have the greatest influence on the improvement of rank in the pillar of the macroeconomic environment, the annual percentage change in the consumer price index is highlighted inflation, which within the pillar recorded a positive change in the rating by 3.2, which influenced the improvement of rankings by 22 places compared to the previous year. Countries with an inflation rate ranging from 0.5% to 4% recorded the best results. Beyond this range, the results are reduced linearly so that the difference between the optimum and the actual value increases. Further improvement within this pillar requires an unchanged state of the debt dynamics component which which, a score of 50, holds keeps it rank of 64 places.

In the financial system pillar, the components that had the greatest influence on the improvement of the ranking were capitalization of the market whose positive change of grade of 8.9 influenced the improvement of the rankings by 12 places, while the second best change in the assessment of 4.8 components of bank security influenced the improvement of the ranks of this pillar for 8 places. What still demands a special improvement within this pillar are the components of capital availability for a star-up company whose downgrade by 3.4 points led to a deterioration of the rankings by 14 places, and a component of domestic loans to the private sector as% of GDP, a 0.6-point reduction led to a 10-point deterioration.

In the product market pillar, the components that only affected the improvement of the ranking were the importance of non-tariff barriers, which increased the rating by 9.5, influencing the change of rank by 49 places, as well as the component of competitiveness of services whose increase in rating by 3.9 influenced the increase in rank for 5 places. Further improvements within this pillar require distortion effects of tax and subsidies to competition whose reduction of a score of

0.9 has affected the deterioration of the rank by 10 places, and the extent of market dominance characterized by corporate governance and whose 0.7-point decline affected the deterioration rank for 8 places.

When it comes to individual components that have most affected the worsening of rankings in the pillar of institutions, the highest point is the result of the E-participation index, which records a negative change of rating by 7.6, which affects the worsening of the rankings by 23 places compared to the previous year. This index evaluates online government services in facilitating citizen information (e-information), stakeholder interaction (e-consultation), and decision making (e-decision making).

The component of the efficiency of the legal framework in dispute resolution also recorded a negative change in the score of 7.3, which affected the 12-point ranking, and the burden of state regulations whose reduction of grade 5.0 affected the ranking by 10 places. What can be pointed out as progress in this pillar is a positive change in the ratings of some components, of which the greatest progress has been recorded in the component that assesses the frequency and severity of terrorist attacks in a five-year period and whose change in the score of 0.1 has affected the ranking by 12 places .

The Organized Crime Component recorded an increase in the rating of 4.3, which affected the increase in rankings by 7 seats. Further improvements within this pillar require components that have remained unchanged compared to the previous year, and this particularly applies to budget transparency, the quality of land administration, the regulation of conflict of interest and shareholder management.

In the pillar of the infrastructure, the components that had the greatest influence on the worsening of the ranking were reliability of water supply (lack, breaks and flows), whose change of rating for 7.8 influenced the worsening of the rank by 28 places, the components of the efficiency of rail services whose change of rating was 0.9 influenced the worsening of the rankings by 11 places and the component of road quality whose change of rating by 3.5 influenced the deterioration of the rankings by 9 places compared to the previous year.

The pillars of the component components that have the greatest impact on the worsening of the rank are the skills of graduates, which include graduates who have the skills to work in companies and whose change of grade for 3.4 influenced the deterioration of rank for 12 places, the quality of professional development whose change of grade for 1.7 impacted the deterioration of the rankings for 9 places and critical thinking in education, whose change in grade for 3.2 influenced the deterioration of the rankings by 9 places compared to the previous year. What can be highlighted as the only progress in this pillar is a positive change in the assessment of digital skills among the population whose change of rating by 0.2 influenced the improvement of rank for one place.

In the pillar of business dynamics, the components that mostly affected the worsening of the ranking were the willingness to delegate authority whose negative change of rating for 5.4 affected the deterioration of the rankings by 13 places and the component of the growth of innovative companies, although the positive change in the rating for 2.3 nevertheless affected worsening rank for 2 places. Within this pillar, progress has been recorded in the start-up components of the company whose increase in the rating by 2.9

influenced the improvement of rankings by 13 positions, the components of the attitude towards entrepreneurial risk whose increase in the rating affected the improvement of the rankings by 2 places and the rates of return (ease of business methodology) whose change of grade for 2.4 influenced the improvement of rankings for 2 places.

Overall, compared to all components, the worst change in the score was recorded by the component of internal labor mobility with a negative change of grade of 11.4, which affected the deterioration of the rankings by 69 places compared to the previous year.

The structure of the factors that most disturb business in BiH and thus most affect the low level of competitiveness of the BiH economy (measured on a scale of 0% -100%) are: inefficiency of the state administration (14.2%), corruption (11.5%), tax instability (10.5%), political instability (9.7%), government instability (9.3%), access to finance (8.8%), complexity of tax regulations (6.9%), restrictive labor regulations (6.5%), crime and theft (5.6%), labor ethics (5.2%), inadequate workforce training (3.7%), inadequately secured infrastructure (2.6%), insufficient innovation capacity (2.5%)⁵.

BOSNIA AND HERZEGOVINA AND THE COUNTRY OF ENVIRONMENT IN COMPETITIVENESS 2018

Rank and Rating of BiH and countries of the competitiveness index environment in 2018 according to GCI 4.0 2018 are shown in the following table 4. and in graphic to representation of painting 5.

⁵ Šušić M., 2019 *Significance and influence of foreign investmentson the economic developme-nt of Bosnia and Herzegovina(Doctoral dissertation)*, Banja Luka: University of Business Studies

Table 4.: Rank and Rating of BiH and countries of the competitiveness index environment in 2018 according to GCI 4.0 2018

Ordinary number	Economy	Ranking of countries in the environment according to GCI 4.0 2018	Rating of countries in the environment according to GCI 4.0 2018
1.	Slovenia	35	69,6
2.	Serbia	65	60,9
3.	Croatia	68	60,1
4.	Montenegro	71	59,6
5.	Albania	76	58,1
6.	Northern Makedonia	84	56,6
7.	Bosnia and Herzegovina	91	54,2

Source: World economic forum, Global competitiveness report 2018, processing of the author

According to the new methodology of the index, the best results were achieved this year by Slovenia, which remained on the same 35th place. It can be said that the best results were achieved by Serbia, which ranks in the 65th position out of 70th place in comparison with the previous year, and Albania, which ranks 76th out of 80th place in comparison with the previous year, while Croatia, although ranked well in relation to countries environments with slightly lower rankings than last year, from 66th place positioned at 68th place. Montenegro has made progress, and ranked 77th out of 77th place, while Macedonia is again ranked again this year and occupies 84th place. Of the 7 countries in the region, Bosnia and Herzegovina has fallen for one place and is still ranked in the last, 91st place.

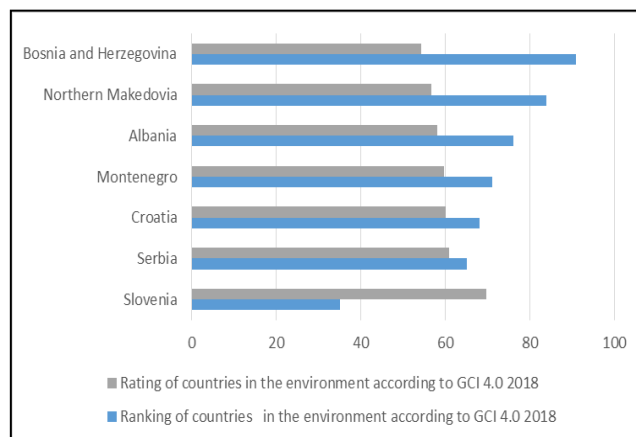


Figure 5.: Rank and Rating of BiH and the Regions according to the index competitiveness in 2018 according to GCI 4.0 2018

Source: The Global Competitiveness Report 2018, processing of the author

The causes of poor competitiveness in attracting FDI are the reports of world organizations BiH ranked among the latter as attractive for investment in the region. Thus, according to the Global Competitiveness Report for 2018, BiH ranked 91st out of 140 rated countries. Out of the 12 areas in which efficiency is assessed, BiH has the lowest rating in market efficiency, labor market efficiency and state institutions, while it is best rated in the area of macroeconomic stability.

The World Bank report "Doing Business 2019" provides a similar assessment for BiH. Comparing the quality of the business environment of BiH, it still lags behind other countries in the region. In the report, BH is ranked 89th, while Macedonia is the best ranked 10th, followed by Serbia (48th), Croatia (58th) and Albania (63rd). As a positive reform in BiH that should contribute to better competitiveness in 2018, the adoption of the labor market law is stated.⁶

⁶ A law that reduces wage premiums for overtime, weekly rest, night work and minimum wages

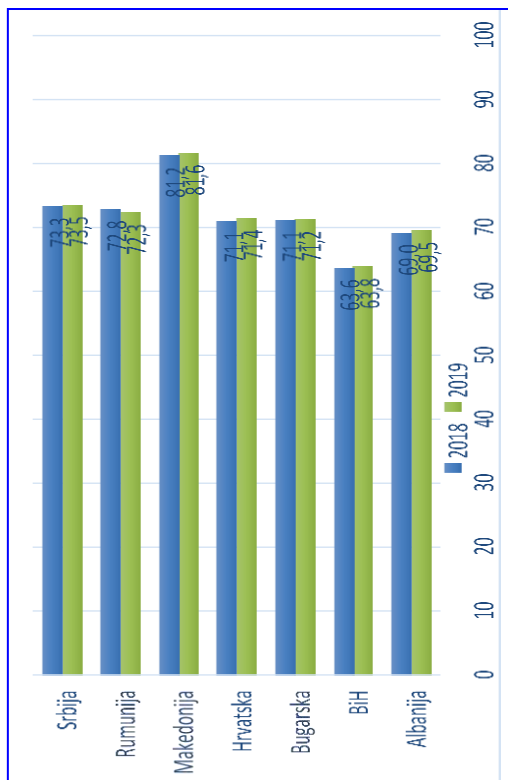


Figure 6.: Doing Business Index for 2018 and 2019
Source: World Bank, Doing Business Database

Of the ten indicators included in the Doing Business Report, BiH is best placed in cross-border trade (37th place) and in the field of resolving insolvency (37th place) and obtaining loans (60th place). Of all indicators, the lowest was ranked in the field of business start-up (183th place) and in the field of obtaining building permits (167th place).

CONCLUSION

In the midst of rapid technological change, political polarization and a fragile economic recovery, it is critical that we define, assess and implement new pathways to growth and prosperity. With productivity the most important determinant of long-term growth and income, the new Global Competitiveness Index 4.0 featured in this work sheds light on a newly emerging set of factors critical for productivity in the Fourth Industrial

Revolution (4IR) and provides a tool for assessing them. The key findings below summarize the new tool as well as its results as revealed, regional and country level analysis.

Each country should strive to maximize its ratings in each of the indicators, because the boundary (100) corresponds to the desired target for each indicator and usually represents a political goal. The result shows its current progress in relation to the boundary, as well as the remaining distance. This approach emphasizes competitiveness for all countries.

In essence, the Competitiveness Index offers each economy an equal place for progress by defining its path to growth. While the path depends on the priorities of each economy, the index shows that countries must have a holistic approach to understanding competitiveness rather than focusing only on certain factors. High grades in one column can not compensate for poor grades in another. For example, investing in technology without investing in digital skills will not significantly increase productivity. In order to increase competitiveness, no area should be ignored.

The results of the survey show that from 2013/2014 to 2017/2018, Bosnia and Herzegovina has significantly declined in ranking in all three areas of the Indian economy, mostly in the innovation and sophistication of business, where it has fallen from 89th place (from 148 countries) to 119 place (of 137 countries). On the other hand, in the last three years, Bosnia and Herzegovina has made the most progress in this area in the field of Efficiency thanks to the progress in higher education, the flexibility of the labor market, the development of the financial market and technological readiness.

If we look at the total ranking of 2017/18. In terms of three areas, we see that Bosnia and Herzegovina is best placed under the basic conditions (91), and it is still the worst with the innovation and sophistication of business (119) of 137 countries.

The results for Bosnia and Herzegovina, compared to the previous year, show that the largest positive change in the rankings is the pillars of the macroeconomic environment (13), the financial system (7), the commodity market (2) and the pillar of health (1).

The largest negative change in rank was recorded by the pillars of institutions (-9), infrastructure (-5), skills (-4), business dynamics (-4), adoption of information and communication technologies (-4) and market size (-3) the innovation pillar remained unchanged compared to the previous year.

And in 2018, Bosnia and Herzegovina is the least competitive country from all countries of the European continent. We can conclude, when the competitiveness of Bosnia and Herzegovina is concerned, that this year's report shows the weaknesses of the country to which decision-makers must pay attention and expedite work to solve them, in order to create conditions in which to pay off investing in the country, and therefore increased opportunities for the growth of standards of all citizens of the country. Bosnia and Herzegovina, without delay, must implement structural reforms in order to achieve a higher level of competitiveness as a prerequisite for economic growth and much desired employment growth.

LITERATURE

Moran, T.H. Foreign Direct Investment and Development, Peterson Institute for International Economics, Washington, 2011. str. 30-31.

Stiglitz, J.E. The Economics of Public Sector, McGraw Hill, 2-nd Edition, London, 2003. str. 271.

Blanchard, O. Macroeconomics, Prentice Hall, New York, 2003. str. 526.

Federal Instituta for Development Progra-mming, Bosnia and Herzegovina, Sarajevo; 2018 (<http://www.fbihvlada.gov.ba>)

Šušić M., 2019 Significance and influence of foreign investmentson the economic developme-nt of Bosnia and Herzegovina, Banja Luka: University of Business Studies

IMF; World Economic Outlook Database May 2019.

World economic forum, Global competitiveness report 2018, processing of the author

<https://int.search.tb.ask.com/search/GGmain.jhtml>

<https://flia.org/global-competitiveness-report-2018/>

www.worldbank.org/content/dam/doingBusiness/media/Annual-Reports/English/DB2019-report_web-versio